



WebTimes to Results on the Web: A How-To


Prerequisites:

The club's admin has uploaded to the Web a list of entrants who are competing in this race.

PART ONE - Capturing Finish Times

On the tablet enter the web address for **WebTimes** in the browser (Chrome is preferred).

<https://topyacht.net.au/wt/1247>

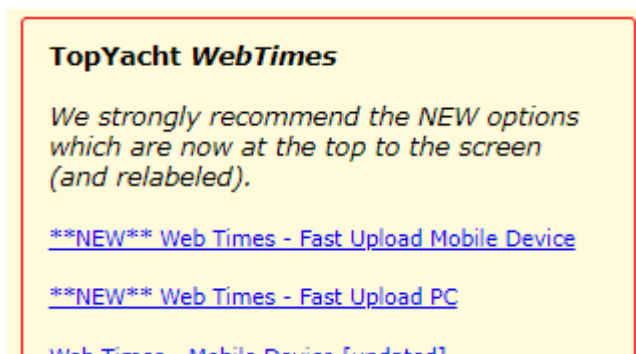


TopYacht WebTimes
Hobsons Bay Yacht Club Season 2020/2021

Click the **Submit** button.

This provides a list of options.

Use only one of the top 2



TopYacht WebTimes
We strongly recommend the NEW options which are now at the top to the screen (and relabeled).
[**NEW** Web Times - Fast Upload Mobile Device](#)
[**NEW** Web Times - Fast Upload PC](#)
[Web Times - Mobile Device \[updated\]](#)

Clicking the top option takes you to..



TopYacht WebTimes for Hobsons Bay Yacht Club Season 2020/2021
Nominate the Session Date: eg 25/02/2012

Set the date to the date of the race; then click **Submit**

This takes you to the race selection page.

In this example there is only one race.

Sess Date-22/07/2021

Session: Brass Monkey 2021 Division~R7

Click **Select** then click **Enter Times**.

This takes you to the *Times entry page*.

This page starts greyed out to get your attention to the race name at the top of the page – makes sure it is the correct race!

22/07/2021 Brass Monkey 2021 Division~R7

11:05:41 ...

Plc	Sail No	Fleet	ent	HR	MN	SC	DN?

Section	HR	MN	SC
D1			

No	Sail No	ent	Fleet	Boat Name	FT
1	186	y	D1	VELLA STARR	
2	480	y	D1	X&Y	
3	AUS61	y	D1	TIGRIS	
4	B106	y	D1	ADAMANT	
5	G5352	y	D1	BUCK	
6	H2	y	D1	NUTS	
7	H35	y	D1	ONYX	
8	H72	y	D1	RAZZLE	
9	H108	y	D1	LE CASCADEUR	
10	H161	y	D1	PASTIME II	

There is a “clock” top left. It should be showing the current time. When this screen shot was taken, the time was 11:05:41. **This time comes from the tablet’s internal clock. Make sure it’s time is correct. It needs to be set to 24-hour mode.**


In essence you...

- Type in a few sail numbers of boats who are approaching the finish line. (In the boxes beside the **Now** buttons.)
- As the boat crosses the line click the related **Now** button to capture the time.
- When there is a break in finishers – press the **Upload Data** button to upload the times to the web. **It is important you do this as often as possible otherwise data might get lost.**
- Remember to include the Start time(s) as well.

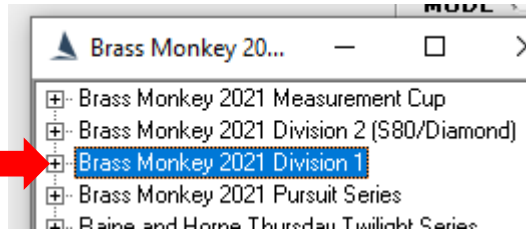
See the document: [Cheat sheet for TopYacht WebTimes on the finish boat](#) for full details.

PART TWO – Importing Finish Times into TopYacht Results Software

Open TopYacht on your Windows PC – it is not yet available in Web format.

Place the mouse cursor in the left of the three panes in TopYacht; and right mouse click. (or click ) See [Appendix 1: – Mouse Clicks with 'Fast Menu'](#)

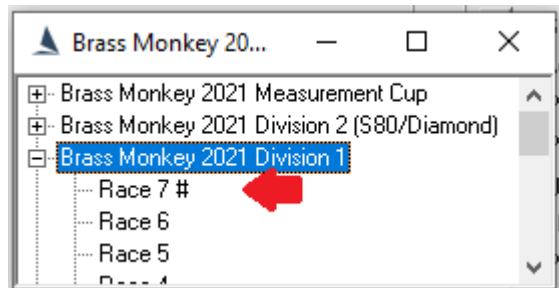
This opens the “Fast Menu”.



Left click the  beside the Series you are creating results for.

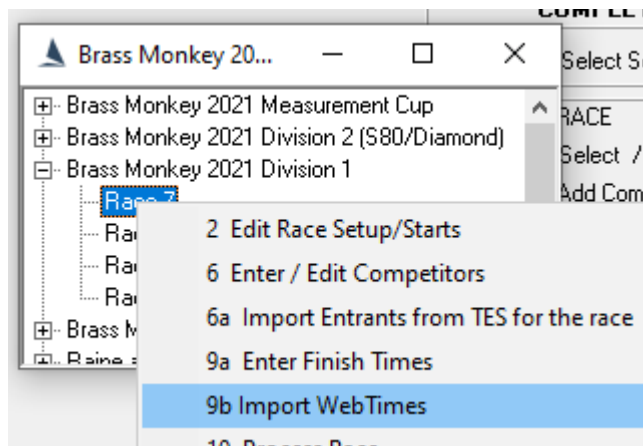
This then shows the races set up for that Series.

This “how-to” example uses race 7 of Brass Monkeys 2021 Division 1.



Right click on **Race 7**

Move the mouse down to **9b Import WebTimes Times** and left click on this.



This opens the screen entitled **Import Finish Times for a Session**.

Validate

SessID:29


Valid Imported Competitors: ### Comp

SAIL NO	DY	NIGHTS	HR	MN	SC	DIDNOT	ORD	OK	SNSort
186		00	11	51	17				186
H373		00	11	53	23				H373
H161		00	11	53	31				H161
R374		00	11	54	21				R374
H35		00	11	55	55	DNF			H35
KA11		00	11	55	55	DNF			KA11
D1		00	10	30	00	START			D1

This screen will load the WebTimes for this race into the left-hand window of this screen.

This will include the start time(s) at the bottom.

Click the  button.

 Validate

SessID:29

Valid Imported Competitors: ###

SAIL NO	DY	NIGHTS	HR	MN	SC	DIDNOT
186		00	11	51	17	
H373		00	11	53	23	

This opens the right hand window with a list of entrants for the race.

Valid Imported Competitors: 5 Matches Competitors Entered in Race: 30

SAIL NO	DY	NIGHTS	HR	MN	SC	DIDNOT	ORD	OK	SNSort	Sail No	Class Name	Boat Name	OK	FIN TIM
186		00	11	51	17			Tru	186	186	D1	VELLA STARR	Tru	711.28
373		00	11	53	23				373	480	D1	X&Y		
D1		00	10	30	00	START			D1	AUS61	D1	TIGRIS		
H161		00	11	53	31			Tru	H161	B106	D1	ADAMANT		
H35		00				DNF		Tru	H35	G5352	D1	BUCK		
KA11		00				DNF		Tru	KA11	H2	D1	NUTS		
R374		00	11	54	21			Tru	R374	H35	D1	ONYX	Tru	715.92
										H72	D1	RAZZLE		
										H108	D1	LE CASCADEUR		
										H161	D1	PASTIME II	Tru	713.52
										H175	D1	LOCH SLOIDH		
										H373	D1	KARINA		
										H374	D1	DEFLECTION		

Boats now highlighted in yellow in the left (import) window have been matched to entrants in the right-hand window. Right hand window matched boats also highlighted in yellow.

Notice sail number 373 in the left window is not matched. It should in fact be H373 which is unmatched in the right window.

Update the 373 to H373 in the left window then press the  button (at top of screen) again.

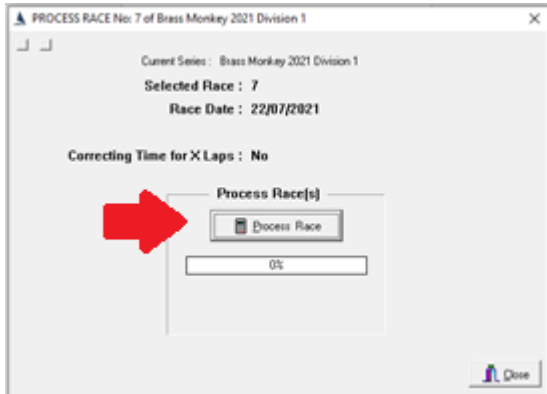
TopYacht will say there is still an unmatched sail number but that is simply the Start line(s).

At the top of the screen, in the middle click the **Load Into TopYacht** button.

Answer YES to the question it asks.

PART THREE – Process the Race and Publish the Results.

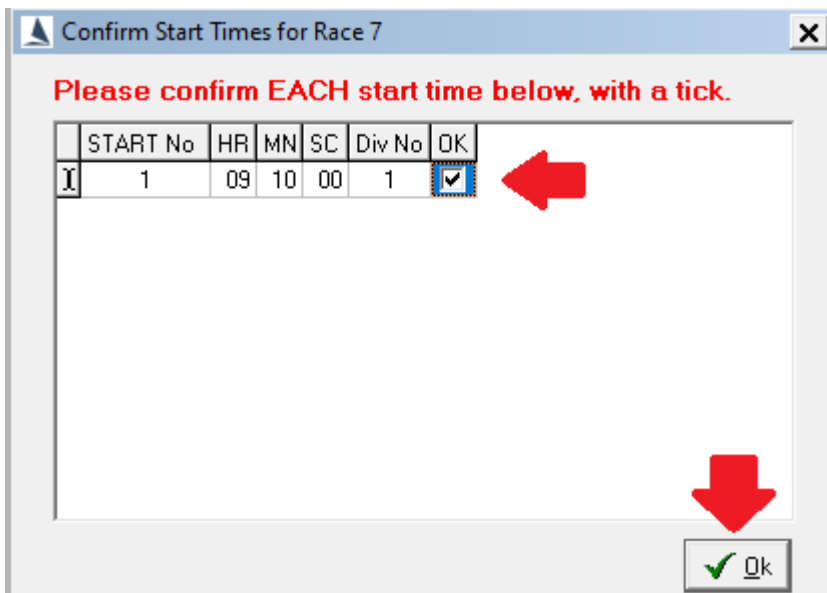
Having imported the times above the **PROCESS RACE** screen opens.



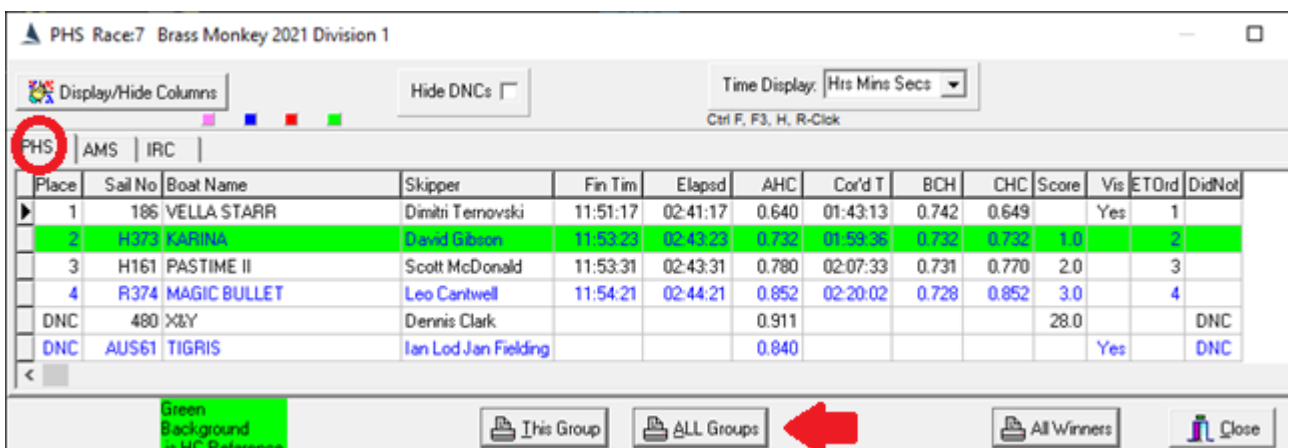
Click  button

This opens the **Confirm Start Times** screen.

Update start time(s) as necessary, and check the OK Check Box¹. Then click OK bottom right.



Once the processing is complete, the **View Race Results** screen opens.




Place	Sail No	Boat Name	Skipper	Fin Tim	Elapsed	AHC	Cor'd T	BCH	CHC	Score	Vis	ETOrd	DidNot
1	186	VELLA STARR	Dimitri Temovski	11:51:17	02:41:17	0.640	01:43:13	0.742	0.649		Yes	1	
2	H373	KARINA	David Gibson	11:53:23	02:43:23	0.732	01:59:36	0.732	0.732	1.0		2	
3	H161	PASTIME II	Scott McDonald	11:53:31	02:43:31	0.780	02:07:33	0.731	0.770	2.0		3	
4	R374	MAGIC BULLET	Leo Cartwell	11:54:21	02:44:21	0.852	02:20:02	0.728	0.852	3.0		4	
DNC	480	X&Y	Dennis Clark			0.911				28.0			DNC
DNC	AUS61	TIGRIS	Ian Lod Jan Fielding			0.840					Yes		DNC

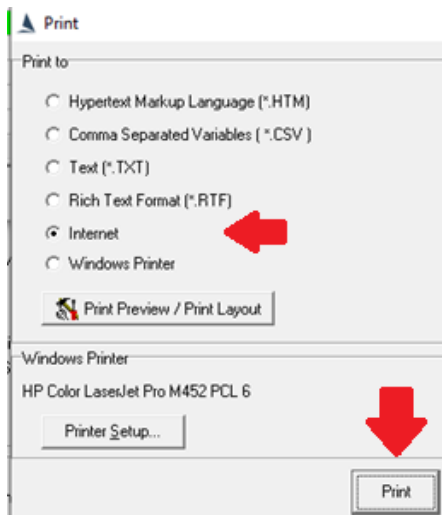
In this example there are 3 separate tabs. The PHS tab is highlighted above.

Run you eye over the results on each of the 3 tabs and make sure they look sensible.

¹ Checking the OK check box/s will suppress the display of this page if the race needs to be reprocessed again at a later date.

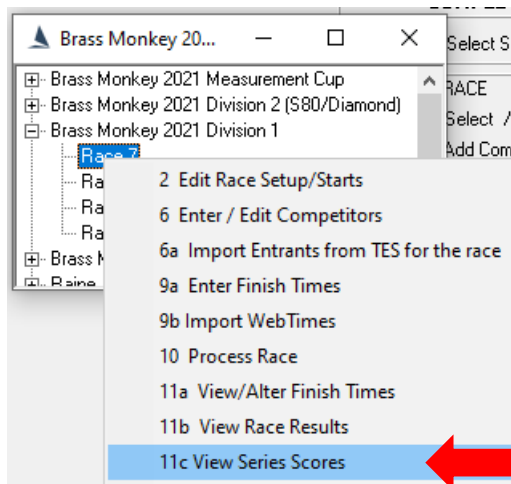
Assuming they are sensible, click the print  button.

From the **Print** pop up select the Internet option, then click .

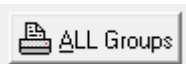


Repeat for Series score as follows...


Right click on the Result screen to open the Fast Menu.

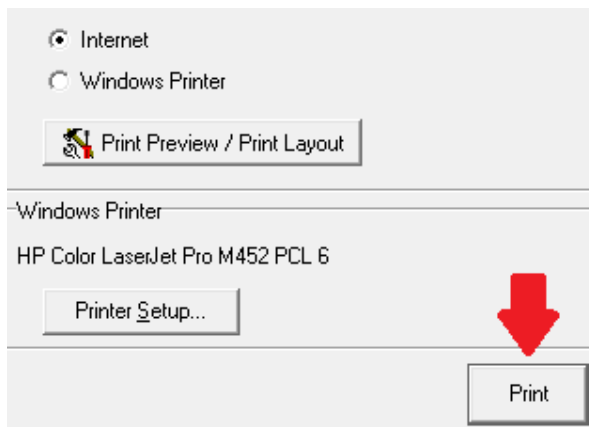


Left click **11c View Series Scores**.

On the **Series Score** screen, click  (top right).

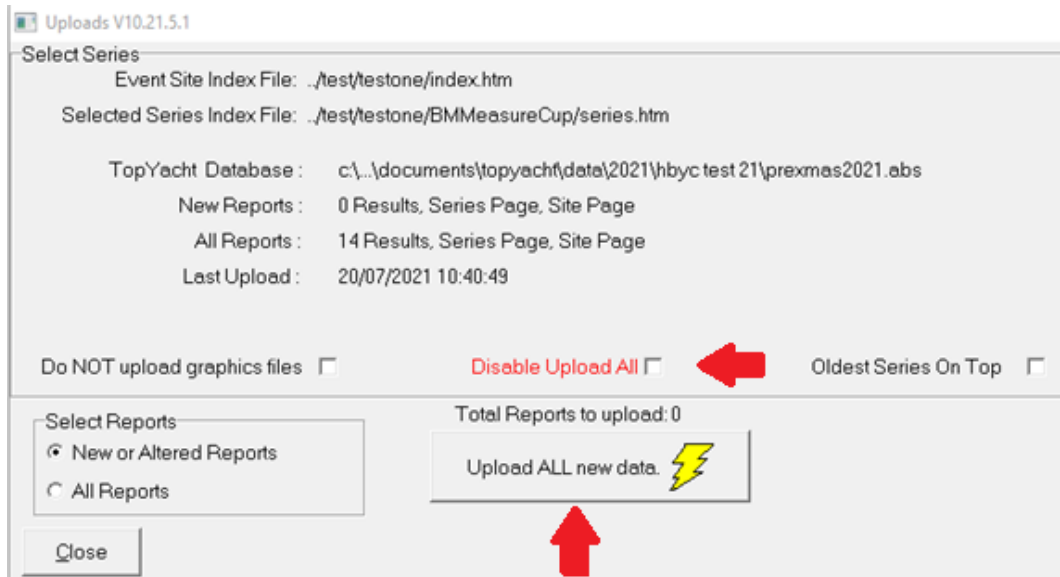


Select the **Internet** option then press .



Then **Close** page with button top right.

This opens the Upload to Web results screen.



Click the  button.

If it is not visible, then first check the **Disable Upload All** check-box.

Check the results on web with browser.

This example is at <https://www.topyacht.net.au/results/hbyc/test/teststone/index.htm>

Race 7 and Series scores have been uploaded to this test area. The rest will be empty.

The data we are testing is in

» [Brass Monkey 2021 Division 1](#)

Appendix 1: – Mouse Clicks with ‘Fast Menu’

- Right Click - opens a pop-up menu
- Left Click - selects or Expands Selection
- Double Click - triggers an action

Associated Documents

[Cheat sheet for TopYacht WebTimes on the finish boat](#)

[WebTimes Users Guide](#)

Revision Record

2022-01-27, 2021-07-22